

# ARM Product Pulse

Your source for the latest ARM updates and best practices

Issue #18

## ARM 2022.7 Features and Enhancements

Run "Check for Updates" to take advantage of the latest developments! Release notes also found on the [website](#).

Study Rules - Rule 5 of 5

Properties | Header | Treatment | Site Description | Assessment Data | Protocol Description | Settings | Trial | Rule Sets

Field: Crop Description - Variety | Type: Required

Permission to Edit Rule: All protocol owners

Owner ID: GYNEMI

Condition: Always

Always | Conditional

Edit...

Save time creating similar rules! Duplicate existing rules, then edit.

Rules organized by editor.

View and load available Rule Sets on the last tab.

Create Rules Sets from all editors or just one tab.

Same rules, just new visualization!

De-select to show only rules from selected editor.

Rule	Type	Editor	Field	Condition
1	Required	Assessment Data	Rating Date	With assessment data
2	Required	Assessment Data	Part Rated	Lock field to prevent edit:
3	Recommended	Assessment Data	Part Rated	With assessment data
4	Review	Site Description	Trial Location GPS	If not me
5	Required	Site Description	Crop Description - Variety	
6*				

### New interface for Study Rules Editor!

Utilize same functions in a new format. Organized by editor, this update makes visualization of study rules easier.

New functions:

- **Duplicate:** copy and edit to quickly create similar rules.
- **Rule sets:** view and load rule sets in current study.
- **Pre-defined rules:** turn on/off with a simple checkbox on applicable tab.
- **Save Sets:** new option to save rules from only one editor/section.

Pre-defined Study Rules

Lock Trial ID as position 1 for Assessment Data Images

Limit Assessment Crop & Pest list to items selected on Site Description

Only allow selecting SEs from master database

Permission to Edit Rule: All protocol owners

Add predefined rules with one click!

### Conditional Study Rules

Apply rules *conditionally*: activate rules based on another field's contents.

Example: Require Crop Planting Rate field only when Planting Date is entered.

Field: Crop Description - Planting Rate | Type: Required

Permission to Edit Rule: Everyone in my company

Active when: Always | Conditional

Edit... Crop Description - Planting Date <>

Use multiple fields or multiple values within a single field to define conditions.

Example: Require GPS Accuracy of LL Corner if:

- Site Type = Field, Orchard, OR Research Plot
- AND Trial Origin = Contracted Trial

Study Rule Condition

General Trial - GPS Accuracy of LL Corner is Required when:

Condition: Site Description | Site and Design - Site Type | Equals | FIELD | + OR

ORCHAR | + OR

RESPLO | + OR

AND | Header | Trial Origin | Equals | C | + OR

+ AND

AND: multiple fields to evaluate

OR: multiple categories/values that rules apply to

OK Cancel

Boost your company's "global rule sets" to address specific rules for certain trial types.

Ask GDM for help if you want to use this feature, but are uncertain how to add the correct logic!



# ARM Product Pulse

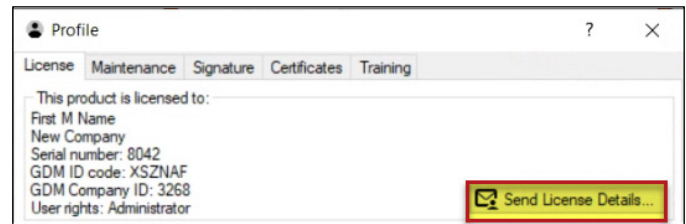
Your source for the latest ARM updates and best practices

## NEW: Send License Details

Quickly share ARM license information via email.

Easy way to provide details to a sponsor (if requested) to work with their particular studies.

Find this function in your Profile (access via Navigation Bar or Help menu).

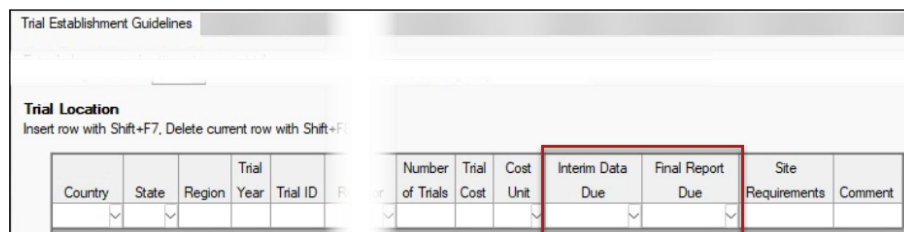


## Easily Communicate Important Trial Information and Due Dates

Use the Trial Location table to plan specific trials for the current experiment. Find it in the Protocol Description - Trial Establishment Guidelines section.

Insert a new row for each individual trial or for each person organizing trials (use 'Number of Trials' if more than one trial may be assigned per person).

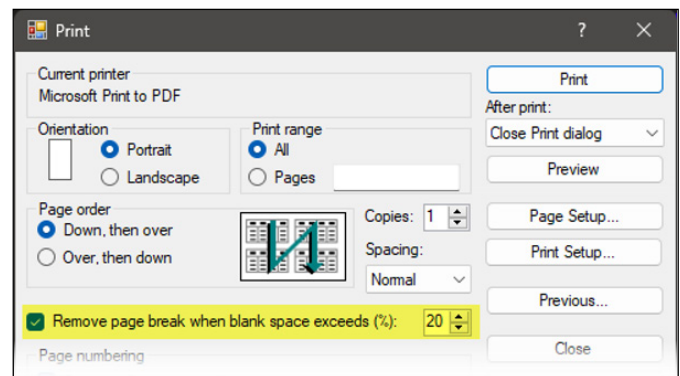
Two new fields: 'Interim Data Due' and 'Final Report Due' allow entry of unique due dates for each trial.



## Save Space on Reports!

Select 'Remove page break...' to combine report sections on same page (if possible).

Summary reports (such as AOV means, Assessment Data Summary, etc) take up most of a page, so ARM always starts those on a new page.



Have a colleague who would enjoy The Product Pulse? Send them the link to subscribe: [CLICK HERE](#)

Follow GDM on LinkedIn and Facebook



Visit our LinkedIn and Facebook pages to find time-saving tips for ARM software!

[GDM on LinkedIn](#)

[GDM on Facebook](#)

